



Mathematics 11 Level  
Challenge Examtics 11 Level evel



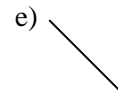
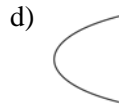
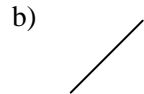
9. The

16. The graph of  $x + y = 1$  is

a)

b)

20. Which of the following best resembles the graph of  $y = \frac{1}{2} 3x - x^2$



---

21. If the point A has coordinates (-4, 2) and the point C has coordinates (5, 14), then the distance from A to C in the xy-plane is

a) 9

b) 12

c) 17

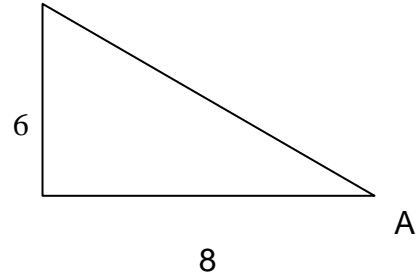
d) 15

27. The solution set of the inequality  $x^2 - 4x - 5 < 0$  is

- a)  $x < 1$    b)  $x > 5$    c)  $x < 4$  or  $x > 5$    d)  $x < 1$  or  $x > 5$    e)  $5 < x < 1$
- 

28. In the right-angle triangle in the sketch, the sine of angle A is

- a)  $\frac{3}{5}$    b)  $\frac{4}{5}$    c)  $\frac{3}{4}$    d)  $\frac{4}{3}$    e)  $\frac{7}{12}$



29.  $\sin(60^\circ)$

- a) 0   b) 1   c)  $\frac{1}{2}$    d)  $\frac{\sqrt{3}}{2}$    e)  $\frac{1}{\sqrt{2}}$
- 

30. If  $f(x) = \frac{2x - 6}{x - 2}$ , then  $f(a - 2)$

- a)  $\frac{5}{2}$    b)  $\frac{2a - 8}{a - 4}$    c)  $\frac{2a - 10}{a - 4}$    d)  $\frac{2a - 6}{a - 2}$    e)  $\frac{2a - 6}{a - 4}$
- 
-

ANSWER SHEET FOR  
MATHEMATICS 11 PRACTICE EXAM

1. E
2. C
3. D
4. D
5. A
6. B
7. B
8. A
9. D
10. D
11. A
12. A
13. B
14. E
15. D
16. A
17. B
18. D
19. C
20. A
21. D
22. C
23. D
24. B
25. B
26. D
27. E
28. A
29. D
30. C